

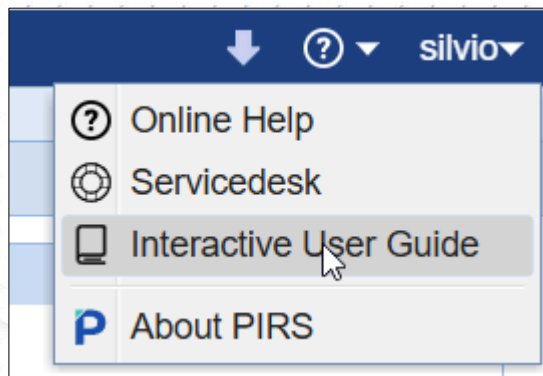


PIRS – Highlights and Improvements

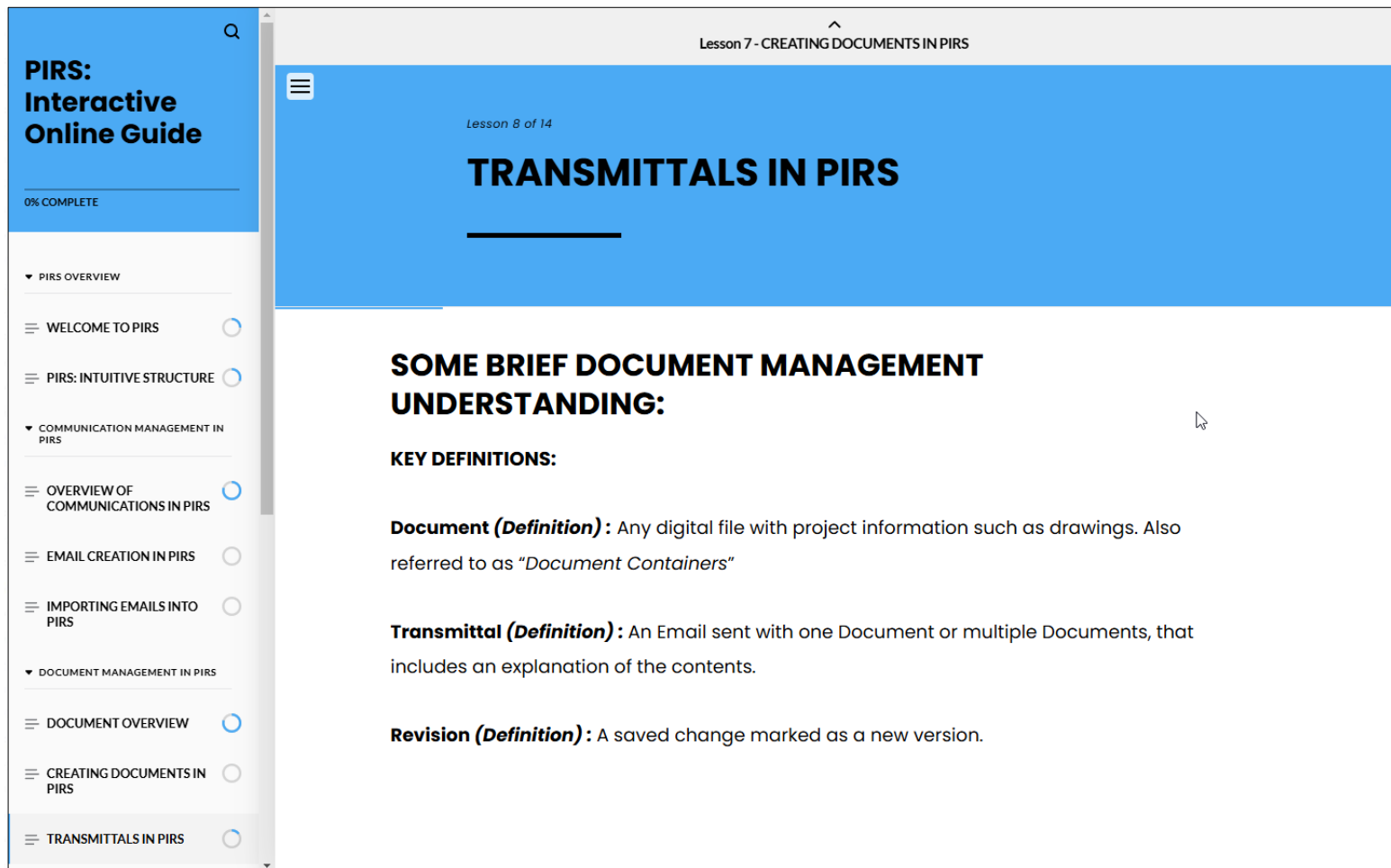
Release 3.82

New Interactive User Guide

Available in help section:



The interactive course is designed for users to enhance their skills in using the PIRS platform.



Workflow Improvements

Provide workflow option to continue in case of decline

PIRS - New Approval Configuration Item

Type: Step Group

Function*:

Allow selection of responsible in document

Responsible:

On approval:

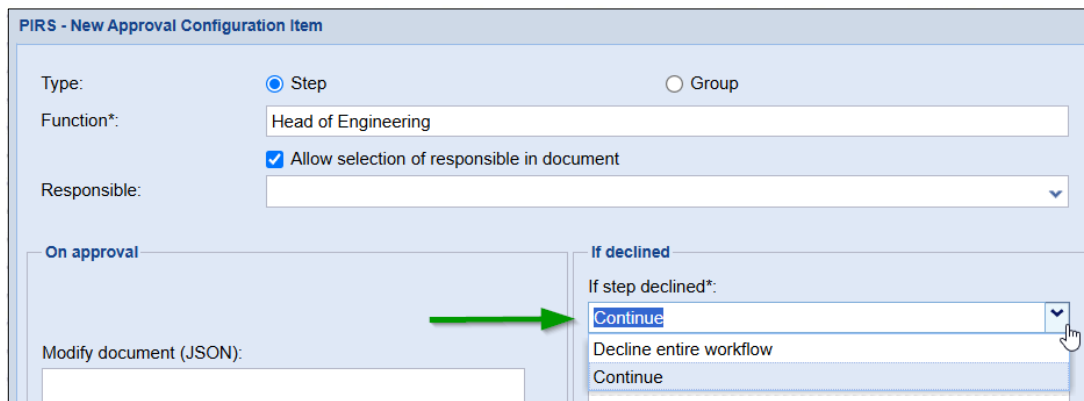
If declined:

If step declined*:

Decline entire workflow

Continue

Modify document (JSON):



For declined steps, a new option „Continue“ ensures that workflow is not interrupted.

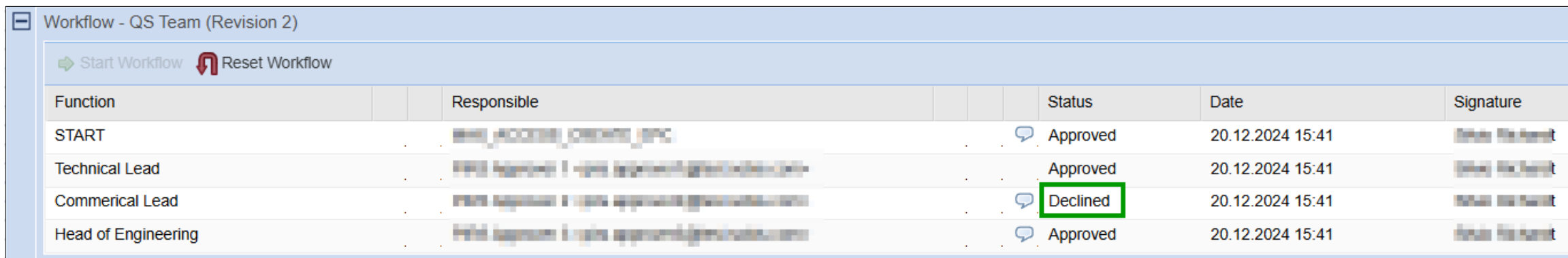
The default status is still „Decline entire workflow“

The „Declined“ step is displayed on the Document as usually:

Workflow - QS Team (Revision 2)

[Start Workflow](#) [Reset Workflow](#)

Function	Responsible	Status	Date	Signature
START		Approved	20.12.2024 15:41	
Technical Lead		Approved	20.12.2024 15:41	
Commerical Lead		Declined	20.12.2024 15:41	
Head of Engineering		Approved	20.12.2024 15:41	



Provide workflow option to „Approve with Comments“

Dashboard | Approval Workflows | Approval Configuration Document - Engineering Workflow

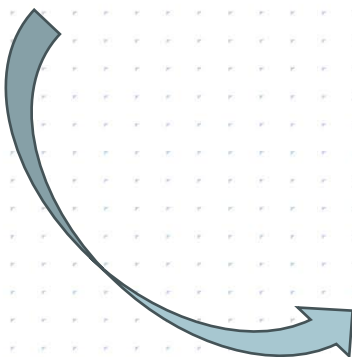
Save | Close | More

Name*: Engineering Workflow

Revision: 1

Type*: Document

- Enabled
- Enable days to complete
- Enable 'Approve with Comments'
- Each workflow step requires a different approver
- Document creator may reset workflow
- Workflow starter may reset workflow



If the flag is set then an new button is shown in the workflow dialog window:

Status	Date	Signature
Approved	13.12.2024 17:03	Silvio Richardt

PIRS - Workflow Approve Step

Function: Electrical Engineering

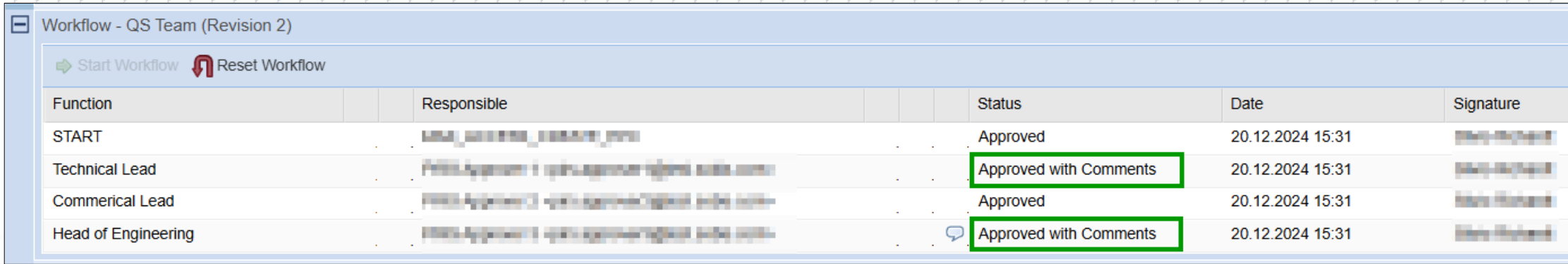
Remarks: I would prefer some smaller improvements (see annotations) but in general fine.

Approve | **Approve with Comments** | Cancel

Click to mark this workflow step as 'Approved with Comments'

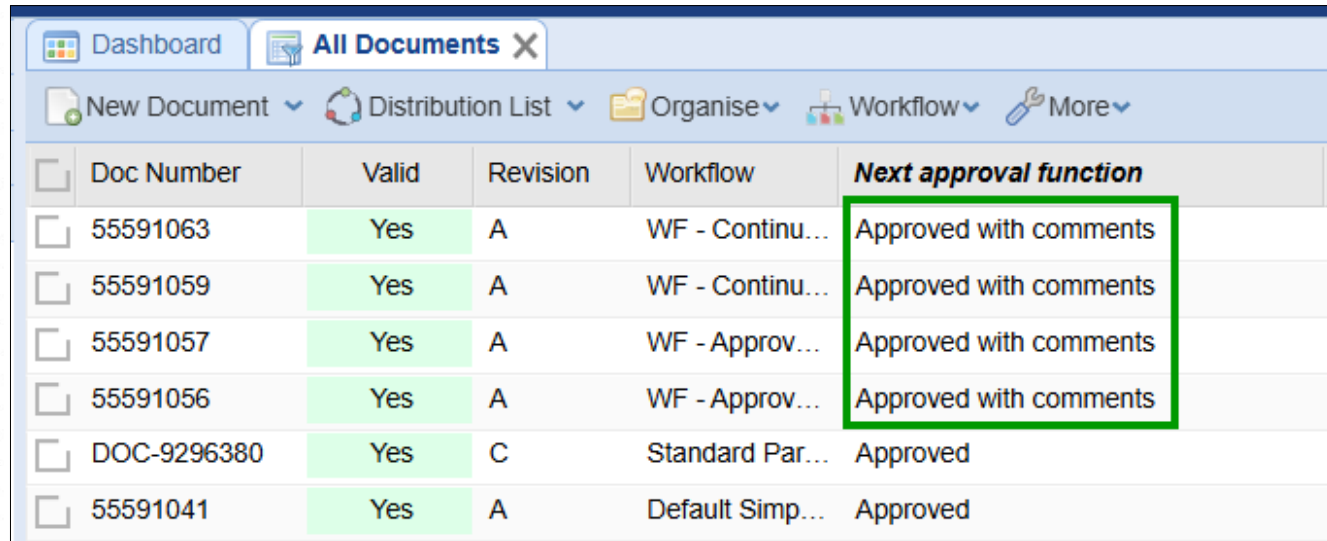
Approve with Comments II

The workflow step status is displayed as „Approved with Comments“ on the Document:



Function	Responsible	Status	Date	Signature
START		Approved	20.12.2024 15:31	
Technical Lead		Approved with Comments	20.12.2024 15:31	
Commerical Lead		Approved	20.12.2024 15:31	
Head of Engineering		Approved with Comments	20.12.2024 15:31	

If set as the final approval step then the „Approved with Comments“ status is also shown in grids:



Doc Number	Valid	Revision	Workflow	Next approval function
55591063	Yes	A	WF - Continu...	Approved with comments
55591059	Yes	A	WF - Continu...	Approved with comments
55591057	Yes	A	WF - Approv...	Approved with comments
55591056	Yes	A	WF - Approv...	Approved with comments
DOC-9296380	Yes	C	Standard Par...	Approved
55591041	Yes	A	Default Simp...	Approved

Show "Not Started" in "Next approval function" column

The document grid column "Next approval function" will show "Not started" when workflow has been assigned and not started yet...

Dashboard		All Documents X			
New Document v		Distribution List v		Organise v	More v
<input type="checkbox"/>	Doc Number	Revision	Workflow	Next approval function v	
<input type="checkbox"/>	DOC-000001-C	B	Default (Revision 1)	Rejected	
<input type="checkbox"/>	PIRSJAVA-17272	A	Default (Revision 1)	Not started	
<input type="checkbox"/>	DOC-000002-D	B	Default (Revision 1)	Not started	
<input type="checkbox"/>	DOC-000001-D	B	Default (Revision 1)	Not started	
<input type="checkbox"/>	DOC-000001-B	B	Default (Revision 1)	Not started	
<input type="checkbox"/>	DOC-000002-C	B	Default (Revision 1)	Engineering	
<input type="checkbox"/>	DOC-000002-B	B	Default (Revision 1)	Approved	