



SOBIS Software GmbH

Our software and your power for successful projects

PIRS 3.6

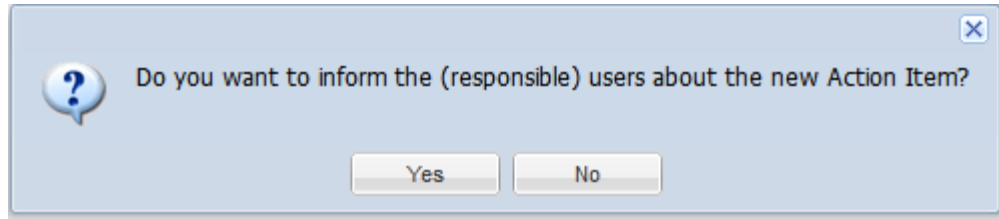
Improvements Overview

Release Notes Overview (Improvements)

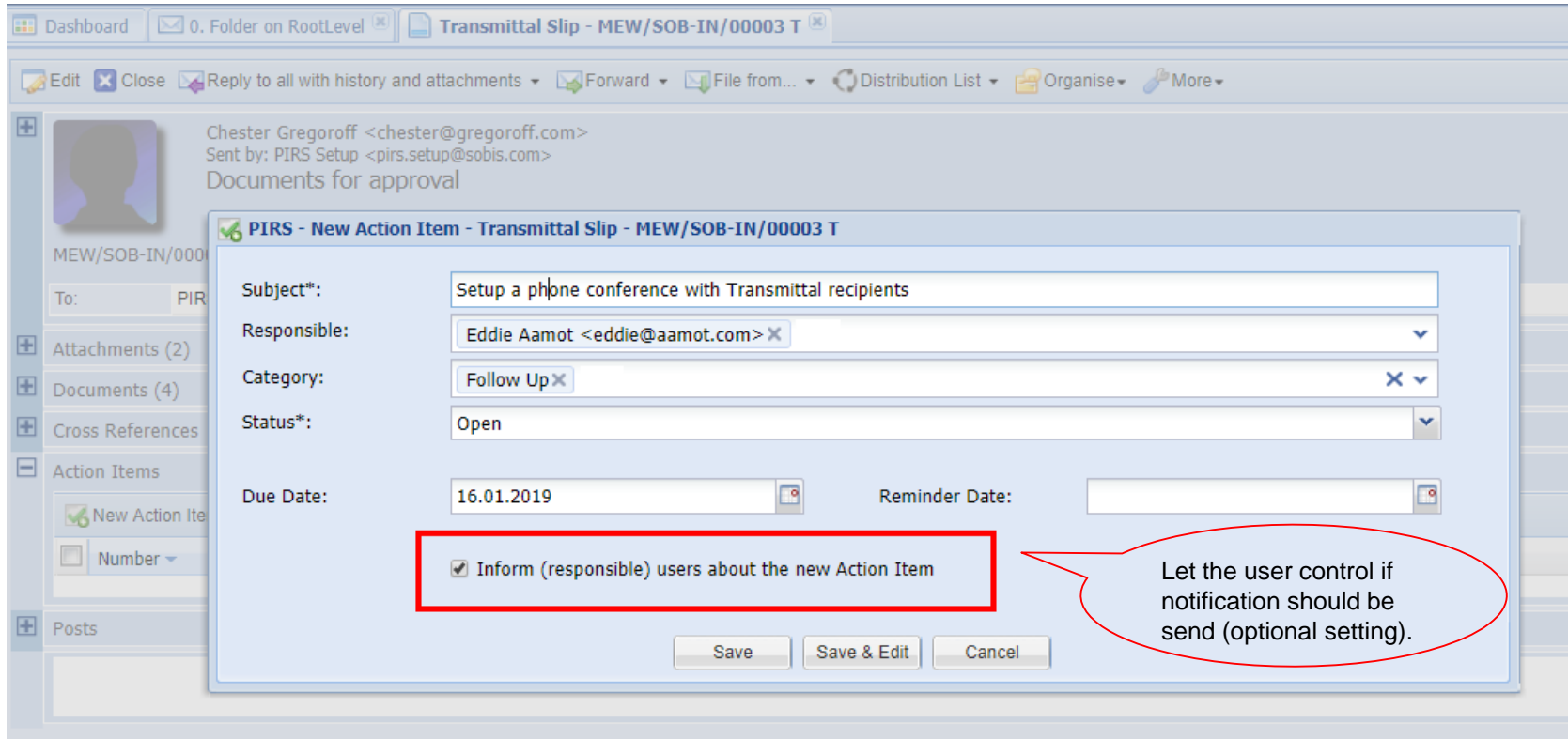
- 1. Improve notifications for Action Items**
- 2. Import Address Book Contacts**
- 3. Improve the mailbox search (support of quotes and asterisks search)**

1. Improve notifications for Action Items (I)

- » **By default: a notification mail will be send to the responsible when the Action Items is saved the first time**
- » **Additional mail recipients for new Action Items can be defined as needed (for example the Project Manager)**
- » **Optional setting - let the user control if notification should be send:**



1. Improve notifications for Action Items (II)



The screenshot shows an email client interface with an email titled "Documents for approval" from Chester Gregoroff. A "New Action Item" dialog box is open, titled "PIRS - New Action Item - Transmittal Slip - MEW/SOB-IN/00003 T". The dialog box contains the following fields:

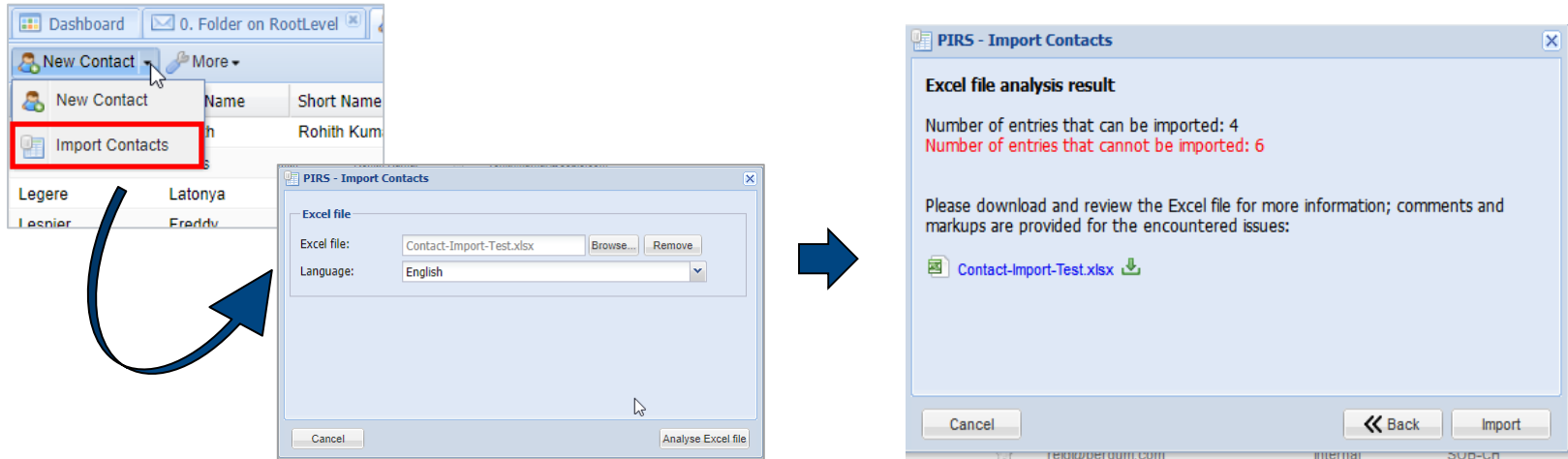
- Subject*: Setup a phone conference with Transmittal recipients
- Responsible: Eddie Aamot <eddie@aamot.com>
- Category: Follow Up
- Status*: Open
- Due Date: 16.01.2019
- Reminder Date: (empty)

At the bottom of the dialog box, there is a checkbox labeled "Inform (responsible) users about the new Action Item" which is checked. A red box highlights this checkbox, and a speech bubble points to it with the text: "Let the user control if notification should be send (optional setting)."

Buttons at the bottom of the dialog box are "Save", "Save & Edit", and "Cancel".

2. Import Address Book Contacts

- » Create multiple Contacts at one go
- » Validate composition of First Name + Last Name + Email to avoid accidental creation of duplicates

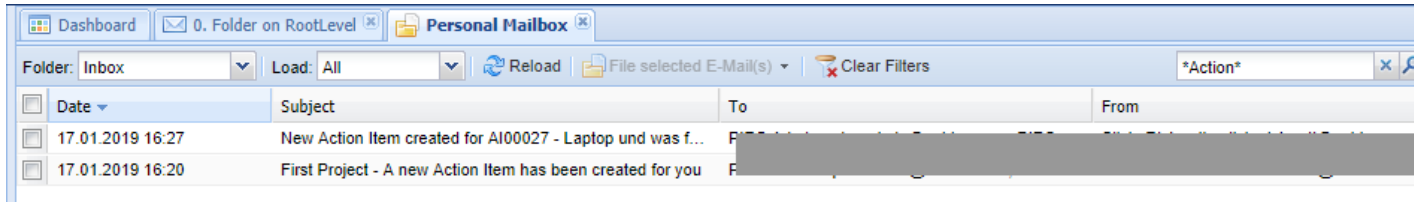


The image illustrates the process of importing contacts into the PIRS system. It shows three sequential steps:

- Step 1:** A user interface showing a 'New Contact' menu with 'Import Contacts' highlighted in red. A blue arrow points from this menu item to the next window.
- Step 2:** The 'PIRS - Import Contacts' dialog box. The 'Excel file' field contains 'Contact-Import-Test.xlsx' and the 'Language' dropdown is set to 'English'. A blue arrow points from the 'Analyse Excel file' button to the next window.
- Step 3:** The 'PIRS - Import Contacts' dialog box displaying the 'Excel file analysis result'. It shows:
 - Number of entries that can be imported: 4
 - Number of entries that cannot be imported: 6A download icon and the filename 'Contact-Import-Test.xlsx' are visible. At the bottom, there are 'Cancel', 'Back', and 'Import' buttons.

3. Improve the mailbox search

- » Harmonize searching
- » Support of quotes and asterisks in mailbox searches



Europe – Germany

SOBIS Software GmbH
Fraunhoferstraße 8
68309 Mannheim
Tel.: +49 621 1228 5600

Middle East – Saudi Arabia

SOBIS K.S.A.
Wasel: 8974, Zip code: 12214
Unit 4 – Wadi Ath Thumamah
Riyadh, Kingdom of Saudi Arabia
Telefon: +966 11 216 1180

Asia – India

SOBIS Software (India) Pvt. Ltd.
#12, Varsav Plaza, Jayamahal Main Road
Bangalore – 560 046, India
Tel.: +91 80 2354 7953

www.sobis.com
info@sobis.com

Our Software
and your power
for successful projects.